



Integrating Tech Tools for Improving Student Engagement and Proficiency

Oraib Mango, PhD
California State University, San Bernardino

SCALTC
Oct 15 2017



Reflect and Share

Share your ideas with a colleague

Why use Tech in education?

Which Mindset to do you have?

Fixed Mindset



Belief that abilities,
intelligence, and talents
are fixed traits

Growth Mindset



Belief that abilities,
intelligence, and talents
can be developed

<https://georgecouros.ca/blog/archives/5348>

The Innovator's Mindset

Belief that abilities,
intelligence, and talents
can be developed
so that they lead to the creation of
new and better ideas



<https://georgecours.ca/blog/presentation-resources/posts-related-to-the-innovators-mindset>

Universal Design Learning (UDL)

Learners are unique and have different ways of learning

The End of Average by Todd Rose

Based on neuroscience, 3 Networks in the brain

Recognition (the what- knowledge)

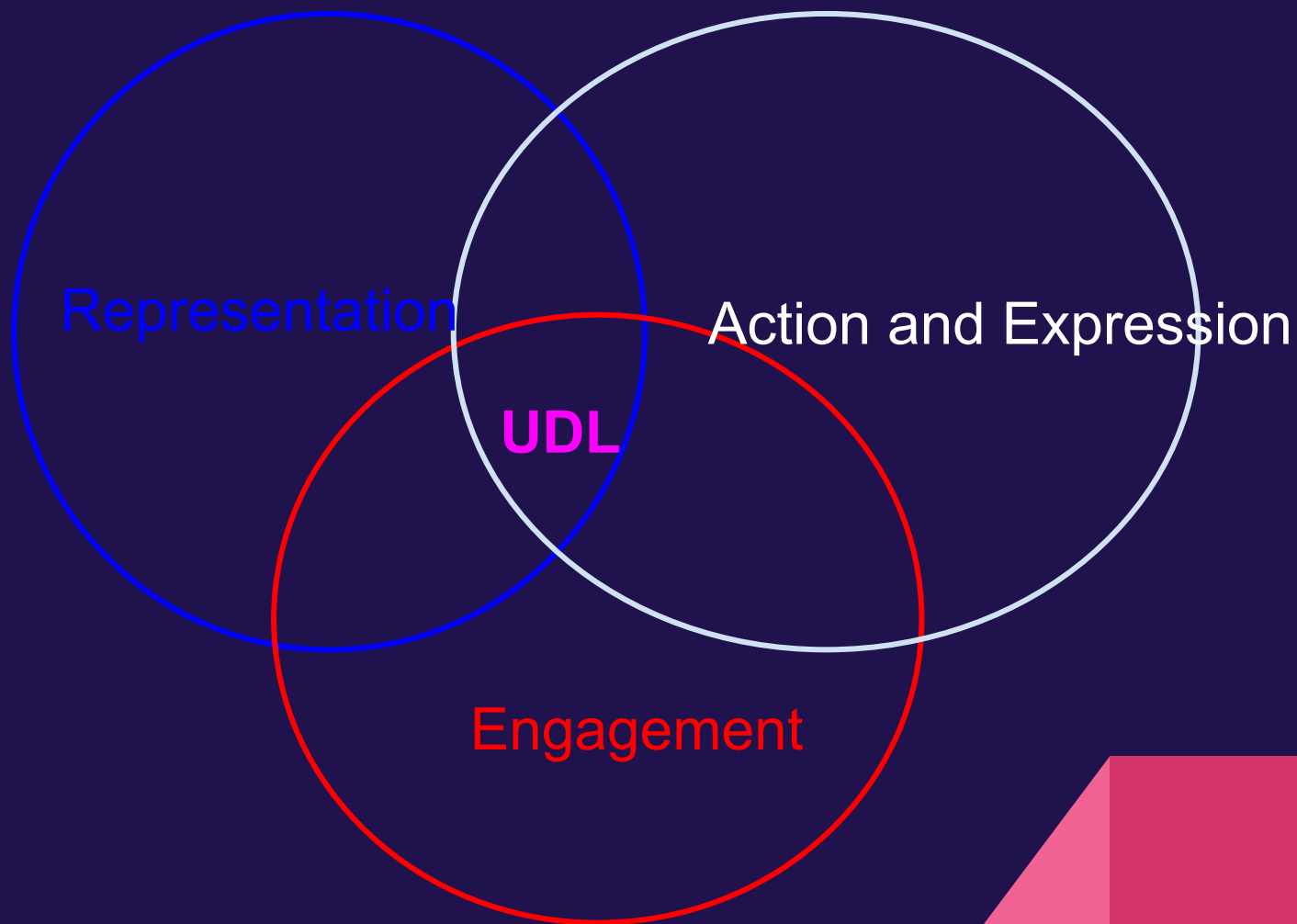
Skills and strategies (the why- skills)

Caring (the how- motivation and enthusiasm)

www.cast.org



UDL principles




Teachers ask

What are my objectives? (unit and lesson plans)

What do I want students to

Know Do Care about

What are the barriers?



Teacher's Resources

Language Teaching: ACTFL Proficiency Standard

ACTFL Can-Do statements,

World Readiness Standards

ACTFL 21st century skills

Learning and Teaching: Universal Design for Learning

Technology;

ISTE: International Society for Technology in Education

SAMR model: for stages of technology use



To use or not to use a tech tool

Is it copy and paste ?? OR

Does it


- help me do things better?


- help students succeed?

- help give students choice and freedom of expression ?

- promote critical thinking and creativity?

- engage students?






Free app (Flipgrid.com)
Gives voice to students

Students can share ideas in 90 seconds locally and globally


Allows teacher to create the socialmedia experience

Krashen's Affective Filter Hypothesis (1982): Low anxiety level

Self confidence, Motivation



FlipGrid



In the Language Classroom

Level-appropriate tasks: Self introduction, description, hobbies, daily routine, narration, argument,...

Student opinions and feedback, engage parents, other teachers, administrators and overseas buddies

Arabic

Arabic Novice

[Connections](#)

[Spanish](#)

flipgrid.com

FLIPGRID.

Let's Give it a try
On your mobile


Download Flipgrid (work in pairs or whole group)

Enter class code:

Add response

Start recording

Enter initials/nickname or name




Reflect and Share

Write down ideas of how you might use Flipgrid with your unique students in your classroom.

Share with a colleague in your group

Share with group



Easy and User Friendly


Sign up

Start a grid (classroom)

Add a Topic (text, link, video)

Students respond (flip camera, use flash)

Students respond to one another (upgraded account)




Voicethread

Cloud application voicethread.com










- Asynchronous online forum that allows users to collaborate on and discuss different types of media including text, images, and video

Text, audio and video with possibility of adding annotations



VT

كل يوم ، أنا

				
أكل	أشرب	أذهب (إلى) Go (to)	أدرس	أكتب
				
أنام	Return (to) أرجع (إلى)	أعمل	أتكلم	أقرأ

امس أنا كتبت درست ذهبت إلى ... شربت أكلت قرأت تكلمت عملت رجعت ... نمت
غدا أنا سأكتب سأدرس سأذهب سأشرب سأكل سأقرأ سأعمل سأرجع سأنام



MZ



0:02 / 4:12



More Cool Tools and Apps


GroupMe


[Aurasma](#)

[Thinglink](#)

[Edpuzzle](#)

Playposit





How would you use Flipgrid,
Voicethread Edpuzzle in your
classroom?

What other tools do you use in your classroom?



Build relationships with other teachers
inland Empire Foreign language association
lefla.org

#arabiclangchat

Share ideas and innovations

Co-Create a shared vision for learning

Working together builds better opportunities for all

Immerse yourself in an environment of learning

(Couros, 2015)

omango@csusb.edu

شكراً

See you at the 2018 CLTA Conference

March 8-11, 2018

Double Tree and Convention Center, **Ontario**