



Technology in the Arabic Language Classroom: Apps, Tools and Engaging Activities

Dr. Mohamed Esa, McDaniel College
mesa@mcDaniel.edu

<http://startalkarabic.blogspot.com>

<http://www2.mcdaniel.edu/german/42apps.pdf>



جدول الأعمال **Agenda**

- ✿ A short video activity as an “appetizer”
- ✿ Learning by Doing 1: Introductions via [VoiceThread](#) or via [Padlet 1](#)
- ✿ Task-based Language Teaching (and Learning)
- ✿ Breakout Group 1: Online Teaching Survey via [Padlet 2](#)
- ✿ Food for thought
- ✿ **E**(mergency distance) **L**earning
- ✿ Various resources
- ✿ Apps, Tools, Activities and Materials
- ✿ Advantages of Using the Internet to Teach
- ✿ Breakout Group 2: Challenges of Online Teaching – [Padlet 3](#)
- ✿ Breakout Group 3: Learn by creating an Adobe Spark – [Padlet 4](#)

صباح الخير والسلام عيكم!

فيديو قصير كمثال بسيط ~ قهوة ومقبلات عربية

Purpose: What can you do with this video?

For what linguistic task?

Tools: How can you use it in your lesson?

Results: How will your students deliver the task/ assignment?





مستجدات فيروس كورونا بالأرقام

Please use the **Chat** on the right-hand side of the screen and reflect about the following questions:

Purpose: What can you do with this video?
For what linguistic task?

Tools: How can you use it in your lesson?

Results: How will your students deliver the task/ assignment?



مستجدات فيروس كورونا بالأرقام - Traditional Worksheet

الدولة	اصابات جديدة	الإصابات	الوفيات	حالات الشفاء
السعودية				
الكويت				
عمان				
المغرب				
لبنان				
فلسطين				
إسرائيل				

App 1: EdPuzzle

Here is an asynchronous technology enhanced idea using EdPuzzle for the same video

حول العالم#كورونا بالأرقام.. مستجدات فيروس

<https://edpuzzle.com/assignments/5e9afd473321053f1c8c95f9/watch>



edpuzzle

اسأل مجرب ولا تسأل طبيب - Learning By Doing


In 1938, American philosopher John Dewey coined the term “**learning by doing**.” This is what we call a “**hands-on approach to learning**.”

Dewey implemented this idea by setting up the University of Chicago Laboratory School known as **Lab** or **Lab Schools**. Let's test that theory.

Step 1: Please go to

www.voicethread.com

and register for the app.



A Practical Tip

When you sign up for a free app, please **use the same e-mail address and the same password** for all of your apps. That will save you a lot of time and headache.



نصيحة
عملية

اسأل مجرب ولا تسأل طبيب - Learning By Doing 1

Step 2: After you are done, please access the following website and introduce yourselves

<https://voicethread.com/share/14191526/>



اسأل مجرب ولا تسأل طبيب - Learning By Doing 1

**Please access the following Padlet Site and
introduce yourselves**

<https://padlet.com/mesa5/g64fm1bg45ve>

Task-Based Language Teaching (TBLT)

- ❁ What do we want our students to be able to do at the end of the class, lesson, unit, week?
- ❁ Which one of the 4 skills will we target? Speaking, listening, reading or writing?
- ❁ Are activities goal oriented and are the students using language to achieve a verifiable outcome?
- ❁ Tasks must be carefully structured, organized around familiar information and are interactive by asking participants to work together and produce language.



Breakout Group 1 - Online Teaching

- ❁ How do you teach online?
- ❁ Synchronous or asynchronous?
- ❁ Which apps/ tools do you currently use?

Post your answers on the following padlet:

<https://padlet.com/mesa5/ghh6pqojdmtuodj8>

- ❁ Online Courses
- ❁ Synchronous vs. asynchronous
- ❁ Less is more
- ❁ Quality vs. quantity
- ❁ „A flood of **input** must precede a trickle of **output**.“
- ❁ Whatever works for you
- ❁ Unplug
- ❁ Share, Share, Share



LESS
is MORE

unplug
TO
Recharge

E(mergency distance) **Learning**

“Crisis-Driven-Global-Pandemic-Emergency-Response-Teaching”

Things we can control	Things we cannot control	Things we should do
You know your students and you know your content	Our students' access to technology	Lead with compassion for your students
You know how to differentiate for students with multiple abilities	Our students' responsibilities at home during this time	Keep your lessons student-centered
You can take care of yourself and your family	Our state / district guidelines on what to accomplish during this time	Be prepared to try new things, and be prepared for those new things to sometimes work and sometimes not
You can check in on your students and see how they are doing and how they are feeling	How long this situation will continue	Be transparent with your admin, your colleagues, and your students

Matt Herring © aatg.org

Various Resources

Synchronous	Asynchronous Teaching**	LMSs
• Zoom	○ PowerPoints	➤ Blackboard
• Microsoft Teams	○ Work sheets	➤ Canvas
• Google Meet	○ OBS (Open Broadcaster Software)	➤ Moodle
• Adobe Connect	○ Google Sites and Google docs	➤ Seesaw
• WebEx	○ EdPuzzle/ Adobe Spark	➤ Google Classroom
• GoToMeeting	○ VoiceThread and other apps	➤ FlipGrid
• WhatsApp	○ Videos	➤ Edmodo

** Students without computers can access Google Classroom via **Xbox** and **PS4**.

More Resources

- ❁ [ACTFL Statement and Resources in Response to the Current Covid-19 Situation](#)
- ❁ <https://www.facebook.com/k12arabic/>
- ❁ [Arabic K-12 Bulletin arabic@qfi.org](mailto:arabic@qfi.org)

Please share other sources you use and others can benefit from in the **chat**.

Here are a few links

- ❁ **40 Excellent Arabic Listening Resources In All Dialects**
<https://www.mezzoguild.com/best-arabic-listening-resources/>
- ❁ **Easy Arabic 10 - Egyptian Food**
<https://youtu.be/Fi3vS3G1PxM>
- ❁ **Most Common Phrases in Arabi**
<https://www.youtube.com/watch?v=0pb0F4HOCN8>
- ❁ **What do you study?**
<https://www.youtube.com/watch?v=-iF2ZNjxPXY>
- ❁ **Learn Arabic through short stories for beginners 1**
<https://www.youtube.com/watch?v=GFJATd868iI>
- ❁ **Cartoon Arabi**
http://www.cartoonarabi.com/category.php?cat=Flintstones_S1

NOVAStartalk Supersite



NOVASTARTALK
TECHNOLOGY-ENHANCED LANGUAGE INSTRUCTION

<http://nol.nvcc.edu/novastartalk/>

Apps & Tools for the 21st Century



tagxedo.com



<http://learningtolead.edublogs.org/files/2010/05/Web-20-Collage-v2-by-nickrate.jpg>

42 Apps and Tools in alphabetical order

42 Apps and Tools for the World Language Classroom

Mohamed Esa, McDaniel College – mesa@mcdaniel.edu

Checkout my blog at: <http://startalkarabic.blogspot.com>

Handout with 42 Apps: <http://www2.mcdaniel.edu/german/42apps.pdf>

Tools, Apps, Activities and Materials:

1. Voice Thread: <https://voicethread.com/>
2. Padlet: <https://padlet.com/>
3. Digital Choice Boards: <https://catlintucker.com/2016/04/design-your-own-digital-choice-board/>
4. Adobe Spark: <https://spark.adobe.com/>
5. Book Widgets: <https://www.bookwidgets.com/a/home>
6. Edpuzzle: <https://edpuzzle.com/media/5e99c987259c5a3f138a5f7e>
7. Quizziz: <https://quizizz.com/admin/search/Arabic>
8. Kahoot: <https://kahoot.com/>
9. Gimkits: <https://www.gimkit.com/search/Arabic>
10. [Smart Contest in Arabic](#) (مسابقة-الأذكىء)

Digital Choice Boards

“A choice board usually looks like a Bingo board that has a *different* activity inside each of the squares. The activities can appeal to a wide variety of learning styles. Each choice board should focus on a particular concept.”

<https://www.thetechteacher.net/2017/10/5-reasons-to-use-digital-choice-boards.html>








Here is an **example** I made especially for you!

نشاطات في البيت - Digital Choice Board

Digital Choice Board
نشاطات في البيت

You must complete 9 of the following 15 activities. Circle every activity that you complete. Take a picture of this chart when you are finished and submit that via e-mail/ Canvas/ Blackboard/ Seesaw/ Google classroom. In addition, submit proof that you indeed did the activities: notes, videos, images, PDFs, audio files, etc. (unless you are completing a VoiceThread, a Quizziz or a Book Widget)

Due Date:

	المشي المشي	الركض الركض	الجرى الجرى
المفردات  Complete at least 1 activity from this row.	Vocab Quizziz	Draw a picture of your house and label at least 20 items/ place/ people/ activities in and outside of the house.	Write complete sentences in Arabic using 10 of the vocab words and draw images to go with them.
القواعد  Complete at least 2 activity from this row.	ل وعند ومع + الضمائر Complete the Book Widget	الفعل الماضي Complete the simple past Quizziz.	الجذر والوزن Identify the جذر of 10 words and classify the words under their وزن
الاستماع/قراءة/كتابة  Complete at least 1 activity from this row.	Listen to Aliazeera Arabic . Write down 20 words that you recognize. What do they mean in English?	Listen to an Arabic song on Youtube and complete a cloze text or an Edpuzzle	Read an article in an Arabic newspaper, http://gate.ahram.org.eg and write a short summary of the article.
التكلم  Complete at least 2 activity from this row.	Use Vocaroo to record yourself using 5 of the words you learned this week.	Use your smart phone to audio or video record yourself using ل وعند ومع + الضمائر in complete sentences.	Use your smart phone to video record yourself. What have you done today? Use at least 10 verbs.
نشاط ممتع  Complete at least 1 activity from this row.	Play two of the games on HelloWorld.com for 15 minutes. Take a screen shot from these games.	Play the game Smart Contest in Arabic مسابقة الأتيماء (Who wants to be a millionaire) 3 times.	Create a Kahoot! or Puzzle! or a Tomlily! or a Puzzin! cartoon about 10 Arabic word you learned this week.

© 2020 Mohamed Esa

Advantages of Using the Internet in the Classroom

- ✿ Authentic materials
- ✿ Availability of a variety of audio, video and print material
- ✿ Up-to-date and readily available information
- ✿ Appeals to students' needs
- ✿ A great source for augmenting textbooks
- ✿ A great way for making your classes exciting and relevant
- ✿ Students are familiar with how the web works and there is no need for lengthy explanations



More Advantages of Using the Internet in the Classroom


- ❁ A technology mediated task-based teaching and learning approach.
- ❁ A good method for individualized learning or group projects
- ❁ Skills based: reading, listening, writing, comprehension, and speaking
- ❁ Standard based: Many of the 5 Cs can be covered
- ❁ Intelligences based learning: visual-spatial, musical-rhythmic, interpersonal, intrapersonal, logical-math, etc.
- ❁ Above all, it is fun and motivational.



Breakout Groups 2

Challenges of the Online Teaching

Please talk to your breakout group and name at least 2 challenges for teaching online. Then post your answers on the Padlet:



<https://padlet.com/mesa5/muhkxwcvtu6y>

Challenges!!

- ❁ Lack of adequate training
- ❁ Accessibility
- ❁ Time and work load
- ❁ Effectiveness
- ❁ Assessment
- ❁ Appropriateness
- ❁ Offensive language and images
- ❁ Plagiarism



Learn by creating an Adobe Spark


Learn by **DOING**.



<https://spark.adobe.com/video/Y0svU0VThUU8y>

Breakout Groups 3 ~ Adobe Spark

Please talk to your breakout group and explain how I created this Adobe Spark. How can we use it in online teaching? Then post your answers on the Padlet:



<https://padlet.com/mesa5/mw5gdd7pdgsn0d74>

Live
Q&A!!

Q & A



عن أنبياء

شكرا






يعطيكم العافية







42 Apps and Tools for the World Language Classroom









Mohamed Esa, McDaniel College – mesa@mcdaniel.edu








Checkout my blog at: <http://startalkarabic.blogspot.com>







Handout with 42 Apps: <http://www2.mcdaniel.edu/german/42apps.pdf>






 Adobe Spark	<p>Adobe Spark – https://spark.adobe.com</p> <p>Transform your ideas into stunning visual stories. Create impactful social graphics, web pages, and short videos in minutes with Adobe Spark.</p>
 ANIMOTO	<p>Animoto - https://animoto.com</p> <p>Animoto is a cloud-based video creation service that produces video from photos, video clips, and music into video slideshows, and customized web-based presentations. Students can easily create and share their own impressive videos in minutes with Animoto's drag-and-drop video maker. No video editing experience necessary.</p>
 beautiful.ai	<p>Beautiful.ai – https://www.beautiful.ai</p> <p>Turn your ideas and content into amazing visual stories and online presentations. Think of beautiful.ai as an online alternative PowerPoint – but with amazing of style. It provides dozens of smart templates that adapt their layout and styles to your content in realtime. It is a dramatic improvement over traditional authoring tools like Powerpoint.</p>
	<p>Doodle Buddy – https://apps.apple.com/us/app/doodle-buddy-paint-draw-app/id313232441</p> <p>Doodle Buddy for iPad - Paint, Draw, Scribble, Sketch - It's Addictive! Doodle Buddy for iPad is the most fun you can have with your finger--heck, it's the most fun you can have with all your fingers! Finger paint with thousands of colors and drop in playful stamps.</p> <ul style="list-style-type: none">• Paint with multiple fingers, yea like in pre-school!• Funny sounds paired with stamps are a blast!• Doodle and stamp all over our own pictures.• Lots of cool drawing tools: paintbrush, glitter, chalk, text, stencils, smudge and more!• 44,000-color picker doesn't get your fingers dirty.• Share our doodles with our friends via email.
 Dropbox	<p>Dropbox – https://www.dropbox.com</p> <p>Dropbox is a free service that lets you bring all your photos, docs, and videos anywhere. Any file you save to your Dropbox is accessible from all your computers, iPhone, iPad and even the Dropbox website!</p> <p>Features:</p> <ul style="list-style-type: none">• Bring all your photos, videos, and docs anywhere.• Automatically save photos and videos to Dropbox and earn up to 3 GB additional free space.• Share a link to your photos, videos., and docs - no more attachments.• Add files to "Favorites" for fast, offline viewing. <p>Take your work on the go and review docs when you're out and about. Even if you accidentally leave our iPhone in a taxi, your stuff is always safe in Dropbox.</p>

	<p>DuoLingo -- https://www.duolingo.com/learn</p> <p>Language learners across the globe use Duolingo as an autonomous language guide. Duolingo contains lessons that integrate conversation, vocabulary, speaking and listening skills. At the end of each section, students are tested on the relevant skills, and then the results show what parts students are excelling in, as well as where they could use more practice.</p>
	<p>Edmodo -- https://new.edmodo.com</p> <p>Edmodo makes it easy for teachers and students to stay connected and share information. Use your iOS device to send notes, submit assignments, post replies, and check messages and upcoming events while away from the classroom. Teachers can post last-minute alerts to their students, keep tabs on recent assignment submissions, and grade assignments. Students can view and turn in assignments and check their latest grades. Class discussions can be conducted securely, both in and out of school hours.</p>
	<p>Edpuzzle -- https://edpuzzle.com/home</p> <p><i>Edpuzzle</i> allows you to make any video your lesson. So have your students download the <i>Edpuzzle</i> app so they can join your flipped classroom anywhere, anytime</p>
	<p>Evernote: https://evernote.com/</p> <p>Evernote is an easy-to-use, free app that helps you remember everything across all of the devices you use. Stay organized, save your ideas and improve productivity. Evernote lets you take notes, capture photos, create to-do lists, record voice reminders--and makes these notes completely searchable, whether you are at home, at work, or on the go.</p>
	<p>Flashcards Deluxe -- http://flashcardsdeluxe.com/Flashcards/</p> <p>This is a free version which has a LIMIT of 4 decks and 6 cards per deck. The paid version does not have this restriction. Flashcards Deluxe is an easy to use to study just about anything you want. You can create flashcards either on your computer or directly within the app. If you don't want to make your own, you can browse and download flashcards from FlashcardExchange.com and Quizlet.com. Creating cards on your computer is an easy process of making a two columns list of questions and answers in a text editor or spreadsheet, copy/pasting your list into our website, and then downloading it to your device. You can also transfer flashcards using Dropbox or Google Docs</p>
	<p>FlipGrid -- https://info.flipgrid.com</p> <p>A simple way for students and teachers to create online discussion, as long as your classroom culture is mature enough to use it wisely. Flipgrid is a website that allows teachers to create "grids" to facilitate video discussions. Each grid is like a message board where teachers can pose questions, called "topics," and their students can post video responses that appear in a tiled grid display. Grids can be shared with classes, small groups, or any collection of users interested in a common strand of questions. Students can respond via the Flipgrid app or website with any camera-enabled device or by uploading a previously recorded video. Responses can be 15 seconds to five minutes.</p>

	<p>FluentU – https://www.fluentu.com</p> <p>FluentU takes real-world videos—like music videos, commercials, news, cartoons and inspiring talks—and turns them into language immersion experiences. Unlike more conventional apps, FluentU uses a natural approach that helps you ease your students into language and culture over time. They'll learn language as it's spoken in real life by native speakers. Many languages, not Arabic YET.</p>
	<p>Free Arabic Audio Flashcards -- https://apps.apple.com/us/app/arabic-baby-flash-cards-kids-learn-arabic-quick-audio/id576235350</p> <p>Learn Arabic audio words for free! Categories include: food items, animals, transportation, numbers, colors & shapes, clothing, household items, body parts, outdoor items, music instruments, etc. App for iPad, iPhone, Android</p>
	<p>Free Arabic Phrases by Nemo – https://apps.apple.com/us/app/arabic-by-nemo/id487072427</p> <p>Turn your iPhone or iPod Touch into your FAVORITE teacher of Arabic.</p> <ul style="list-style-type: none"> • With this app, you'll become FLUENT in the SO most essential words and phrases of the language. • All native speaker audio downloaded to device. • With the Speech Studio, START SPEAKING ARABIC like you were in Egypt. • NO PRIOR KNOWLEDGE of Arabic required.
	<p>Genially – https://www.genial.ly</p> <p>A single platform for all kinds of interactive content. Turn your ideas into unforgettable stories by creating beautiful, interactive, and animated content. This will help improve the way you communicate, your ideas and teach. Over 1,000,000 people in more than 190 countries are already creating visual content with Genially.</p>
	<p>Gimkit -- https://www.gimkit.com</p> <p><i>Gimkit</i> is a game show for the classroom that requires knowledge, collaboration, and strategy to win.</p>
	<p>Google Forms -- https://www.google.com/forms/about/</p> <p>Many teachers use this app for gathering feedback from students. It's a great way to receive feedback from the whole class at the end of a semester.</p>
	<p>Haikudeck - https://www.haikudeck.com/</p> <p>Students can create beautiful presentations with this app. It's great for pairing short poems and images.</p>
	<p>iBrainstorm – http://www.ibrainstormapp.com/</p> <p>Capturing and sharing your creative genius has never been easier. Introducing the first multi-device collaboration tool from Universal Mind. From iPhone to iPad with just a flick of the finger, iBrainstorm has set the bar and has redefined the very nature of collaboration. Think it. Share it. Love it!</p>

	<p>Jing -- https://www.techsmith.com/jing-tool.html</p> <p>Jing is a screen casting computer program launched in 2007 as Jing Project by the TechSmith Corporation. The software takes a picture or video of the user's computer screen and uploads it to the Web, FTP, computer or clipboard.</p>
	<p>Kahoot -- https://kahoot.com/</p> <p>Kahoot! is a game-based learning platform, used as educational technology in schools and other educational institutions. Its learning games, "Kahoots", are multiple-choice quizzes that allow user generation and can be accessed via a web browser or the Kahoot app.</p>
	<p>My PlayHome Lite -- https://apps.apple.com/us/app/my-playhome-lite/id451155849</p> <p>"My PlayHome Lite" gives your kids a taste of the acclaimed "My PlayHome". Get the full version for more rooms and free updates! My PlayHome is a doll house for the Generation. Imagine a doll house where your child can use everything, even the closets, TV and shower. Where you can fry an egg and feed the family pizza. Where you can pour drinks, blow bubbles and turn out the lights.</p>
	<p>PicCollage -- https://piccollage.com</p> <p>PicCollage is available only on the App Store for iPhone and iPad. It is the easiest and most fun app to edit photos! You can create a photo <i>collage</i> in seconds with the photo grid feature.</p>
	<p>PicMonkey -- https://www.picmonkey.com</p> <p>PicMonkey is an online photo editing and design service. It can be accessed from a web browser, or through the PicMonkey mobile app.</p>
	<p>Pixton -- https://www.pixton.com</p> <p>Everyone can make comics. Pixton is a cartoon creation tool that allows its users to create their own awesome comics.</p>
	<p>Plickers -- https://get.plickers.com/</p> <p>This is a great app if you don't want your students to be on their devices for that day or class activity, or if they don't have their own devices. It enables us to appraise students using the app's paper cards via your own device. The most convenient way to use it is to create multiple-choice questions before class starts. You ask a question and students raise the answer in the air with their cards. This is what enables the app's special magical feature. With merely the device's camera, you scan the raised hands (each student is linked to their <i>Plickers</i> car's number) for an instant count of all your students' in-class answers.</p>

	<p>Popplet Lite – https://popplet.com</p> <p>Great for work. Great for school. Popplet is a platform for your ideas. Its super simple interface allows you to move at the speed of your thoughts. With Popplet you can capture your ideas and sort them visually in realtime. Quickly and easily! Unlike similar apps, Popplet includes the following special features:</p> <ul style="list-style-type: none"> • Boundless Boards • Pan and Zoom • External. VGA Display Support • Multi Language Support • PDF and JPEG Ex art
	<p>Puppet Pals – https://apps.apple.com/us/app/puppet-pals-hd/id342076546</p> <p>Create your own unique. shows with animation and audio in real time! Simply pick out your actors and backdrops, drag them on to the stage, and tap record. Your movements and audio will be recorded in real time for playback later. This app is as fun as your own creativity. Act out a story of Pirates on the high seas, fight as scary monsters, or play the part of a Wild West bandit on the loose. You can even combine any characters however you want! Your creations are only limited by your imagination.</p>
	<p>Quizizz – https://quizizz.com/admin</p> <p>Quizizz allows you to conduct student-paced formative assessments in a fun and engaging way for students of all ages. ... Student-paced: Questions appear on each student's screen, so they can answer questions at their own pace, and review their answers at the end.</p>
	<p>ShowMe Interactive White Board – www.ShowMe.com or https://apps.apple.com/us/app/showme-interactive-whiteboard/id445066279</p> <p>Turn your iPad into your personal interactive whiteboard! ShowMe allows you to record voice-over whiteboard tutorials and share them online. It's a radically intuitive app that anyone will find extremely easy to use, regardless of age or background.</p>
	<p>Smilebox – https://www.smilebox.com</p> <p>Snap photos and make them memorable with stickers, swipes, captions, and frames. Share them and get instant feedback!</p> <ul style="list-style-type: none"> • Capture a moment with the camera and add your personal touch using a design from a catalog. • Share via Email, Text, or Facebook and receive instant feedback through push notifications.
	<p>Snagit: https://www.techsmith.com/screen-capture.html</p> <p>Snagit by TechSmith is a Screen Capture and Recording Software. It lets you quickly capture a process, add your explanation, and create visual instructions.</p>

	<p>Sock Puppets – https://apps.apple.com/us/app/sock-puppets-complete/id547666894</p> <p>This is a great storytelling app that both educators and students alike will enjoy. Students can use this tool to present ideas via digital storytelling elements. It will also help with public speaking confidence.</p>
	<p>StoryKit – https://storykit.io</p> <p>Create an electronic storybook. Make use of the little gaps in life - on the sofa after dinner, in the back seat of the car, or on a train - to do something creative together. To create your story:</p> <ul style="list-style-type: none"> • write some text and illustrate it by drawing on the screen, taking a photograph of something you see • draw on paper and then photographing the paper, or attaching photos you're your album. • Sounds can be recorded for telling your story or as sound effects. • Layout the elements of your story (text boxes, images, and sound clips) freely by dragging them or pinching to resize. • Add, reorder, or delete pages from your book.
	<p>StudyBlue – https://www.studyblue.com/teachers</p> <p>“We all have experienced student boredom and at times discontent with conventional flashcards. Here’s the app responsible for revolutionizing this study tool so students memorize vocabulary, phrases and grammatical concepts more effectually, as well as mastering other studying skills.</p> <p>If you’re working from a textbook, you can upload all the vocabulary, phrases and grammatical concepts to the app as you’d like. Students will then be responsible for creating and using their in-app flashcards based on what you upload as study tools for their assignments and tests.”</p>
	<p>Tellagami – https://tellagami.com/</p> <p>Tellagami® is a mobile app that lets you create and share a quick animated Gami video. A Gami can be an exciting tweet or status update. It can be a fun way to tell a story.</p>
	<p>Too Noisy – https://toonoisyapp.com</p> <p>Tired of reminding your students to “quiet down?” This app shows how loud it is in the room at any given moment, projected visually! Quite simple and useful.</p> <p>As long as students are within the preferred noise level, which you choose in the setting modes, the cartoon face is happy and the car-like meter is in the green. If the noise goes over the threshold, the meter goes into the red and the face angry. You can customize it by adjusting its sensitivity and setting it to silent mode, during tests, for example. You can also “dampen” the meter’s sensitivity, if the class is doing a group activity for example, in which they’re supposed to converse. when they’re in groups as well, each one can have their own meter too on too to modulate their own noise level.</p>



ToonDoo – www.toondoo.com

ToonDoo is a great, comic-creating tool that allows you to create your own cool comic strips with just a few mouse clicks. It's an exciting and amusing way to let your imagination work, introducing and sharing them with the rest of the world. You can also insert them in your blogs or websites.



Toontastic – <https://apps.apple.com/us/app/toontastic-3d/id1145104532>

Lights, Camera, Play! Toontastic is a Creative Learning tool that empowers kids to draw, animate, and share their-own cartoons through imaginative play. Making cartoons with Toontastic is as easy as putting on a puppet show - simply press the record button, move your characters onscreen, and tell your stories through play! Once you're done, Toontastic will play back your animation and voice as a cartoon for you to share with friends and family around the world.

Toontastic teaches key storytelling principles that help to promote Creativity at a young age. Its drawing tools bring kids' wildest ideas to life alongside virtual playsets chock full of pirates, princesses, far away galaxies, and many other characters and settings to spark the imagination. Cartoons can be shared online via ToonTube, Toontastic's Global Storytelling Network, to help children connect to friends and family and learn about other cultures, customs, and lifestyles through stories created by their peers around the world.



Vocaroo – <https://vocaroo.com/>

Vocaroo is an incredibly easy to use online tool that allows users to record, send, and download voice messages. ... The voice messages can be shared on blogs, websites, and social networking sites. The link to the audio can be shared, just by copying and pasting.



VoiceThread – <https://voicethread.com>

Create and share dynamic conversations around documents, snapshots, diagrams and videos -- basically anything there is to talk about. You can talk, type, and draw right on the screen. VoiceThread takes your conversations to the next level, capturing your presence, not just your comments. Anyone can join the discussion from their iPhone, iPad, Mac or PC -- anytime, anywhere.

Stunningly simple and accessible, VoiceThread is already in use by architects, executives, kindergartners, professors, and engineers around the world. More than 25% of the top Universities in the U.S. use VoiceThread to connect and communicate around digital media.



Voki - <https://www.voki.com>

Voki is an educational tool that allows users to create their very own talking character. Voki characters can be customized to look like historical figures, cartoons, animals, and even yourself! Give your Voki a voice by recording with a microphone, using our dial-in number, or uploading an audio file. Voki characters can be emailed, shared on social media, and embedded on websites! IT'S FREE. *Voki* is a fun tool that students can use for homework, classwork or projects. Customize their appearance and what they say, and share with others!

مستجدات فيروس كورونا بالأرقام

<https://www.youtube.com/watch?v=k3d1khT8NnU>

Please use the Chat on the right hand side of the screen and reflect about the following questions:

Purpose: What can you do with this video?
For what linguistic task?

Tools: How can you use it in your lesson?

Results: How will your students deliver the task/ assignment?



Traditional Worksheet

الدولة	اصابات جديدة	الإصابات	الوفيات	حالات الشفاء
السعودية				
الكويت				
عمان				
المغرب				
لبنان				
فلسطين				
إسرائيل				

Here is an asynchronous technology enhanced idea using EdPuzzle for the same video. مستجدات فيروس كورونا بالأرقام.

<https://edpuzzle.com/assignments/5e9afd473321053f1c8c95f9/watch>



edpuzzle

Digital Choice Board

نشاطات في البيت

You must complete 9 of the following 15 activities. Circle every activity that you complete. Take a picture of this chart when you are finished and submit that via e-mail/ Canvas/ Blackboard/ Seesaw/ Google classroom. In addition, submit proof that you indeed did the activities: notes, videos, images, PDFs, audio files, etc. (unless you are completing a VoiceThread, a Quizziz or a Book Widget)

Due Date:

الاسم:



المشي



الركض



الجري

المفردات



Complete at least 1 activity from this row.

Vocab
Quizziz

Draw a picture of your house and label at least 20 items/ place/ people/ activities in and outside of the house.

Write complete sentences in Arabic using 10 of the vocab words and draw images to go with them.

القواعد




Complete at least 2 activity from this row.

لِ و عند ومع + الضمانر
Complete the
[Book Widget](#)

الفعل الماضي
Complete the simple
past Quizziz.

الجذر والوزن
Identify the جذر of 10 words and classify the words under their وزن

استماع/قراءة/كتابة



Complete at least 1 activity from this row.

Listen to [Aljazeera Arabic](#). Write down 20 words that you recognize. What do they mean in English?

Listen to an Arabic song on Youtube and complete a cloze text or an [Edpuzzle](#)

Read an article in an Arabic newspaper, <http://gate.ahram.org.eg> and write a short summary of the article.

التكلم



Complete at least 2 activity from this row.

Use [Vocaroo](#) to record yourself using 5 of the words you learned this week.

Use your smart phone to audio or videon record yourself using **لِ و عند ومع + الضمانر** in complete sentences.

Use your smart phone to video record yourself. What have you done today? Use at least 10 verbs.

نشاط ممتع



Complete at least 1 activity from this row.

Play two of the games on [Hello-World.com](#) for 15 minutes. Take a screen shot from these games.

Play the game [Smart Contest in Arabic](#) مسابقة الأذكاء (Who wants to be a millionaire) 3 times.

Create a [Kahoot/ a Puzzle/ a ToonDo/ a Pixton](#) cartoon about 10 Arabic word you learned this week.